

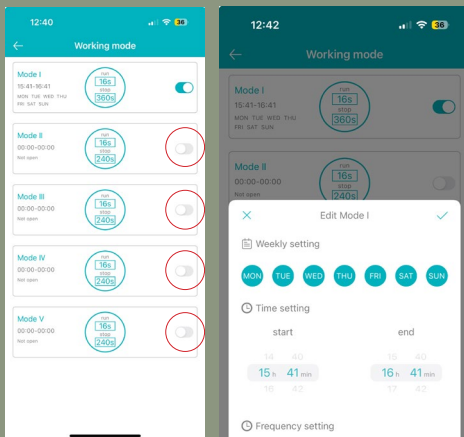


DIFFUSER INITIAL SETUP

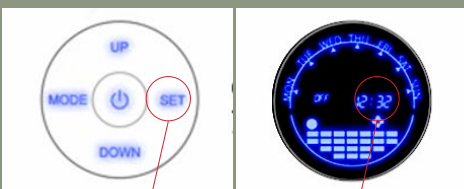
STEP 1: DOWNLOAD SCENT TECH APP



1. Download the "Scent Tech App"
2. After downloaded create / register account. Once complete select "bluetooth" make sure bluetooth on device is turned on.
3. In app click + Add Device > Bluetooth > Select Device Listed.
4. Once connected to device select "Working Mode" Here you can set machine on and off times, scent intensity. Note: You can set multiple working modes, as default only have "Mode One" Selected.
5. Set "Frequency Settings" duration to 25 seconds on, and "Pause Time" Duration to 160 seconds. If cant smell aroma in home or too strong you can adjust the working and pause time up or down to desired intensity.



DIFFUSER CONTROLS: USING DIFFUSER WITHOUT THE APP



SET LOCAL TIME!

1. When Diffuser is plugged in and turned on for first time you must set the "local time" or current time. Hit the "SET" button and set the 24 hour clock to current time, & day.

Hit "SET" Once to change Hour & "UP" or "DOWN" to cycle > Hit "SET" again to confirm Hour and then select minute > Hit "SET" a third time to confirm Minutes > Hit "SET" a fourth time to set the Day of week using "UP" & "Down" then "SET" to Confirm.

Now set the "VOLUME" Oil Bottle Size (2L)

Hit "SET" to confirm VOLUME capacity

Now you will set the "OIL LEVEL" This is amount of oil being added to machine (180ml to 2L) Click "SET" Leave ML/P at 5.0 Hit "SET"

MACHINE IS NOW SET!

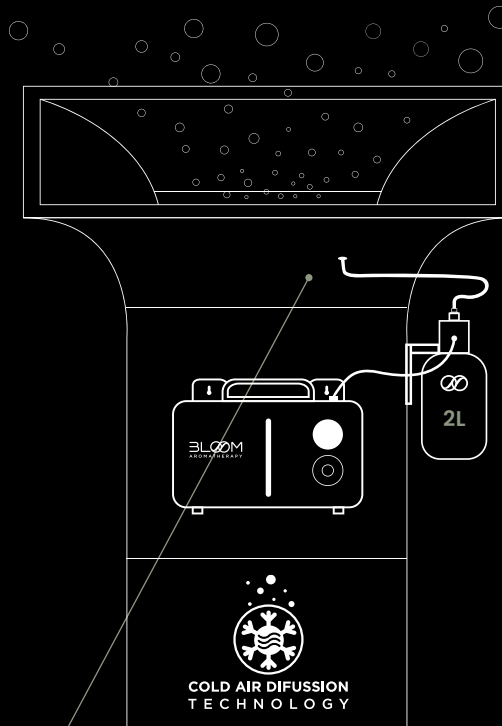
SAKU
AROMATHERAPY アロマセラピー

SUMOPRO+

Up to 10,000sqft



2000ml Oil Reservoir



INSTALL SYSTEM ON THE HVAC SUPPLY*

NO KINKS OR SHARP BENDS IN TUBE*

FAN ALWAYS ON*

OR TURNING ON & OFF WITH DIFFUSER SCHEDULE.



ONLINE INSTRUCTIONS / RESOURCES



HOW IT WORKS?

Simple & Seamless

COLD AIR DIFFUSION:

Uses Frequency & Vibration Creates Fine Dry Nano Aroma Particle in the Parts Per Million. No Residue, Pet Safe Scents, Whole Home Scents.

PET SAFE:

No Water means no bacteria growth or mold! Dry Nano Particles that won't absorb like large oil H2O vapour droplets toxic to you and animals.

HYPO-ALLERGENIC:

Used by fortune 500 companies, casinos, malls, airports, hotels for its safe scenting technology.

MAINTENANCE:

Every 4- 6 months or when oil is finished Simply add 99% Isopropyl Alcohol to empty oil reservoir and run through diffuser for 3 minutes on high setting.

! IMPORTANT! !

WATERLESS* DO NOT ADD WATER!

Our diffusers are "WATERLESS" adding water will break diffuser and possibly ruin your HVAC System*

HAVE HVAC FAN / FORCED AIR ALWAYS ON OR SET TO SAME ON OFF TIMES AS DIFFUSER

To avoid diffuser pumping aroma into ducting and going nowhere potentially causing buildup always have fan running or shutting off with diffuser settings.

DIFFUSER FAN ALWAYS TURNED "ON"

Have the diffusers internal fan switch always on! This pushes scent up into the HVAC air supply.

DIFFUSER LED INDICATOR

GREEN LED - OIL FULL
"HOLD" MODE BUTTON TO RESET

BLUE LED - OIL AT 30%
"HOLD" MODE BUTTON TO RESET

RED LED - OIL RUNNING LOW
"HOLD" MODE BUTTON TO RESET

The diffuser oil level may not be accurate, you can change ML/P from 5.0 to adjust as per usage.